Hager Group
Conflict Minerals Due Diligence Report 2023

21st August 2024

Introduction

AT HAGER GROUP, WE STRONGLY COMMIT NOT TO CAUSE, CONTRIBUTE OR DIRECTLY LINK TO ANY HUMAN RIGHTS VIOLATION ISSUES, HIGHLIGHTED IN OUR DECLARATION OF PRINCIPLES ON RESPECT FOR HUMAN RIGHTS (**2024_07_10_HAGER_DECLARATION OF PRINCIPLES.PDF**)

As per our declaration commitment, our responsibility includes avoiding sourcing of Conflict Minerals (CM) from Conflict-Affected and High-Risk Areas (CAHRAs). We have also communicated this stance to our identified potential CM suppliers and requested their implementation of Conflict Minerals due diligence processes.

We identified that Tin, Tungsten, Tantalum, and Gold (3TGs) are essential elements in some of our products in specific sourcing categories, and we conducted a reasonable country of origin inquiry of these related 3TGs. The process also complies with the requirements of EU Conflict Minerals Regulation by the European Union, which obliges 3TGs importers and downstream companies like Hager Group to report the presence and origin of CM.

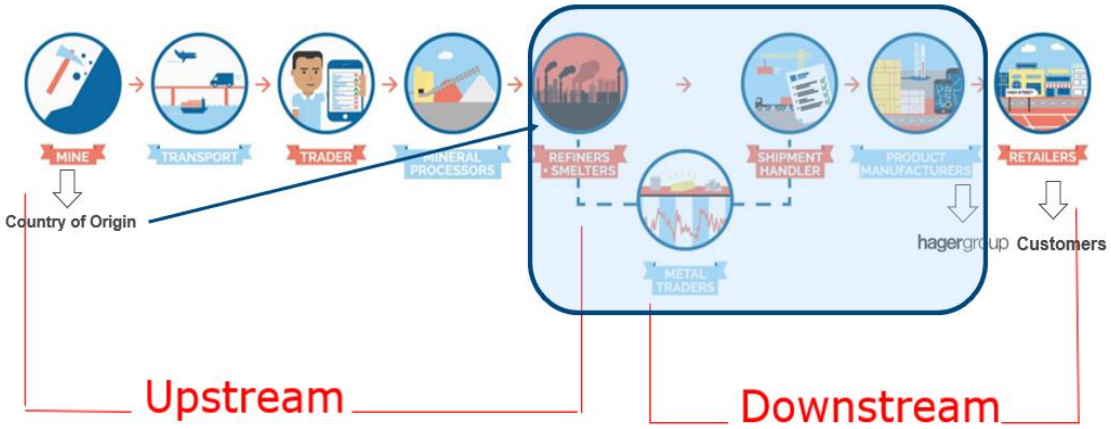

We designed and conducted the due diligence in accordance with the internationally recognized guidance for Responsible Supply Chains of Minerals from CAHRAs by the Organization for Economic Co-Operation and Development (OECD). As such, we put into place a robust due diligence program to ensure its contributions to upholding human rights and responsible practices across our upstream supply chain.

The purpose of this report is to provide an overview and result of the due diligence measures implemented by Hager Group to determine whether any of the 3TGs (Tin, Tungsten, Tantalum and Gold) in our products are originated from CAHRAs, such as Democratic Republic of the Congo (DRC) or an adjoining country (collectively referred to as the " Covered Countries"). For the report, our disclosure is in accordance with Section 1502 of the Dodd-Frank Wall Street Reform and Consumer Protection Act (from here on referred to "Section 1502 of the Dodd-Frank Act" or " The Rule").

Section 1502 of the Dodd Frank Act was established to tackle the issue of exploitation and trade of 3TG minerals (Tin, Tungsten, Tantalum, and Gold) by armed groups, which

contributes to conflicts and humanitarian crises in the Democratic Republic of Congo (DRC) and neighboring countries. This legislation mandates that affected companies determine and disclose the country of origin of CM used in their products and assess whether any of these minerals are funding illegal armed groups in the DRC or neighboring nations.

This report presents the Hager Group's performance in our supply chain due diligence for CM for the reporting year 2023, covering the reporting period from 1st June'2023 to 31st May 2024, serving as the company's first conflict mineral due diligence report.

hagergroup

Contents

Introduction 2
Abbreviations and Definitions 5
Summary of report 6
Reasonable country of origin inquiry 8
Hager Group due diligence 9
Due diligence results 14
Steps to be taken to mitigate risk 15
Appendix A: Smelter list 17
Appendix B: Countries of origin 23
Appendix C: CMRT declaration rejection/approval criteria 25

Abbreviations and Definitions

3TGs:	Tantalum (commonly derived from columbite-tantalite, also known as coltan), Tin (derived from cassiterite), Tungsten (derived from wolframite), Gold
ACM:	Assent Compliance Manager
CAHRA :	Conflict Affected or High Risk Areas
CM:	Conflict Minerals
CMRT :	Conflict Minerals Reporting Template
DRC :	Democratic Republic of Congo
EMRT :	Extended Minerals Reporting Template
OECD :	Organization for Economic Co-operation and Development
RCOI :	Reasonable Country of Origin Inquiry
RMAP :	Responsible Minerals Assurance Process
RMI :	Responsible Minerals Initiative
SaaS:	Software-as-a-Service
SOR :	Smelters or Refiners

Summary of report

Headquartered in Blieskastel, Germany, Hager Group is a family owned business and a leading provider of solutions and services for electrical installations in residential, industrial and commercial properties. With a revenue of around 3.1 billion euros in 2023, the group employs nearly 13,000 people with a global presence in over 32 countries including 22 production sites, as well as logistics and distribution centers. We offer of a wide range of product, from energy distribution to cable routing and security technology to intelligent building control.

Tin, Tungsten, Tantalum, and Gold (3TGs) are utilized in the production of electronics, home appliances, and various other products. As a provider of solutions and services for electrical installations across residential, industrial, and commercial properties, we identified the use of 3TGs in our products. Accordingly, in collaboration with Assent (a third-party solution provider) we conducted a pilot survey of 153 of Hager Group' s direct suppliers. We identified these suppliers based on the product categories who potentially use 3TGs in their components, and are part of our direct suppliers covering 80% of our total Supplier Spend level in 2023. In the next phase of our assessment we will add another 131 suppliers. This will include all suppliers of potential products with 3TGs and will be among our direct suppliers with total 90% of Supplier Spend level in 2023.

Authorized by Hager Group, Assent has contacted our identified suppliers to request their valid Conflict Minerals Reporting Template (CMRT), which is including the smelters or refiners (SORs) origin.

The CMRT form, provided by Responsible Minerals Initiative (RMI) serves as a standardized, free reporting template facilitating the transmission of information through the supply chain concerning the origin of minerals and the facilities involved in their processing.

Following is a short summary of our due diligence:

- 153 suppliers have been contacted by ASSENT
- The response rate was 78%, indicating that 120 out of 153 suppliers responded to the survey.
- 40 suppliers stated that they do not incorporate 3TGs in the parts or products supplied to Hager Group.
- 79 of the responding suppliers either confirmed the absence of 3TGs in their components or assured that the 3TGs used do not originate from conflict-affected sources.
- The surveyed suppliers disclosed 349 smelters or refiners to Hager Group.
- Of these SOR, 230 have been audited and certified as "DRC – conflict-free" by the Responsible Minerals Assurance Process (RMAP) on behalf of the Responsible Minerals Initiative (RMI).
- 121 SORs sourced from CAHRAs

- 16 suppliers were identified with a high smelter risk

In view of the results, Hager Group is committed to start proactive measures by removing non-certified smelters from its supply chain through the implementation of a risk-based approach during next years.

Reasonable country of origin inquiry

To determine whether necessary 3TGs in some identified products originated in Conflict-Affected and High-Risk Areas (CAHRAs), we retained Assent Inc. ("Assent"), a third-party service provider, to assist us in reviewing the supply chain and identifying risks. Initially, we identified our product categories likely to contain 3TGs and out of it we compiled a list of high-priority potential Conflict Minerals (CM) suppliers based on our spend level. In the first phase, 153 suppliers out of the identified product categories were shortlisted. We identified these suppliers based on the product categories who potentially use 3TGs in their components, and are part of our direct suppliers covering 80% of our total Spend level in 2023. In the next phase (Reporting Year 2024) of our assessment we will add another 131 suppliers. This will include all suppliers of potential products with 3TGs and will be among our direct suppliers with total 90% of spend level in 2023.

We requested our suppliers to provide information on the availability of 3TGs, their country of origin and SOR details, using the Conflict Minerals Reporting Template (CMRT) Version 6.31 or higher. In the process, we offered training and education through ASSENT to guide suppliers on best practices and the use of CMRT.

The suppliers were contacted via the Assent Compliance Manager (ACM), a software-as-a-service (SaaS) platform that enables users from our suppliers to complete and track supplier communications, and allows suppliers to upload completed CMRTs directly to the platform for validation, assessment and management. Furthermore, the tool provides functionality that meets the OECD Guidance process expectations by evaluating the quality of each supplier response and assigning a health score based on the supplier's declaration of process engagement. Additionally, the metrics provided in this report, as well as the step-by-step process for supplier engagement and upstream due diligence investigations, are managed through this platform.

We monitored the tracked supplier communications through ACM for transparency and further communication. Through the process we tracked the suppliers who were unresponsive. Our direct sourcing sustainability team contacted the unresponsive suppliers based on our escalation plan, requesting to complete and upload the CMRT.

On submission of the CMRT by the suppliers, ACM validated the data. This process is vital for data accuracy. For the validation, ACM used the questions within the declaration tab of the CMRT, which helped to identify areas that require further classification or risk assessment, as well as understand the due diligence efforts of Tier 1 suppliers. Based on the set criteria of validation errors ACM then declared if the submitted CMRT is valid or not and the reasons or rejection.

ASSENT contacted suppliers regarding invalid CMRT form and encouraged them to correct validated errors and resubmit a valid form. Through feedback on CMRT, direct engagement guided them on how to correct the validation errors. Assent's multilingual Supplier

Experience team supported us in this process, offering a clear exchange in suppliers local language. Hager Group direct sourcing sustainability team has intervened in this process when the suppliers remain unresponsive to feedback.

Based on the findings, for the selected suppliers, we determined the possible countries of origin for the 3TGs used in our products. As such, we can perform further due diligence on the source and chain of custody of the minerals in question.

Hager Group due diligence

Hager Group is in the process of adopting and adhering to the OECD Due Diligence Guidance for Responsible Supply Chains to establish procedures for CM due diligence and responsible purchasing.

Hager Group has incorporated the following five-step framework for risk-based due diligence into its management systems, focusing on responsible supply chains for minerals sourced from conflict-affected and high-risk regions:

Figure 1: Due diligence framework



STEP 1 **Establish Company Management System**

Declaration of Principles for Human Rights

Hager Group developed and published a Declaration of Principles on Respect for Human Rights, stating the company's commitment to responsible sourcing.

Internal compliance team

Hager Group established a cross-functional Conflict Minerals Team. This team is responsible for implementing the CM compliance strategy and reporting the results of these due diligence efforts to senior management.

The team has collaborated with a third-party service provider, Assent, to evaluate supply chain information regarding 3TGs, identify potential risks, and develop and implement additional due diligence steps with suppliers and stakeholders related to CM. It also utilized

Assent's Managed Services who supports our CM program. Our team has communicated with Assent's team on a regular basis to get an update on the program status and intervene wherever needed. Each member of Assent's Customer Success team is trained in CM compliance and is proficient with reporting templates such as CMRT , as well as Section 1502 of the Dodd-Frank Act.

Control systems

Hager Group requires all suppliers to have policies and procedures ensuring that 3TGs used in their products are "conflict-free" or responsibly sourced. This means the products should not contain minerals (3TGs) from regions known for widespread human rights abuses and legal violations. We expect direct suppliers to provide information on the origin of the 3TGs in their components and materials, including sources from lower-tier suppliers.

Hager Group's Supplier Code of Conduct (Code of Purchasing Conduct, Ethics & Sustainable Sourcing (hagergroup.com)) applies to all direct suppliers, outlining expected behaviors and practices based on industry standards and internationally accepted principles, such as the United Nations Guiding Principles on Business and Human Rights and the OECD Due Diligence Guidance.

The Supplier Code of Conduct is communicated to all direct suppliers. If a supplier fails to meet the Company's requirements, their relationship with Hager Group will be evaluated. The code of conduct is reviewed annually to ensure alignment with industry best practices.

Supplier engagement

We believe that the combination of the Supplier Code of Conduct, Declaration of principles on Respect for Human Rights, and direct engagement with suppliers for CM training and support constitutes a robust supplier engagement program. Accordingly, Hager Group has taken certain steps for effectively collaborate with suppliers.

Hager Group has engaged with suppliers to request a valid and error-free) CMRT for the products they supply. To ensure collaboration, we have emphasized on supplier education and training about the topic by leveraging Assent's online resources access, a library of CM training and support materials. Additionally, Assent's automated feedback process, which alerts suppliers to risks associated with their CMRT submissions, helps educate suppliers about specific CM risks. The engagement also involved helpdesk support by a multilingual team by Assent so that suppliers should not hesitate to discuss their concern if they do not speak English.

Figure 2: Conflict minerals reporting process with suppliers

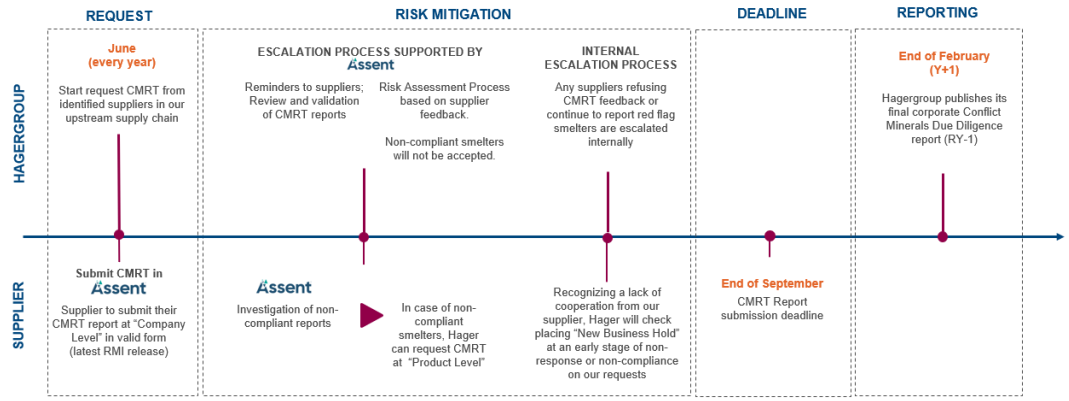

In line with the OECD requirement to enhance supplier engagement, Hager Group will develop an internal procedure for identifying supplier risks, leading to further engagement steps such as escalations, in-person meetings, and corrective actions.

Furthermore, the code of conduct (Code of Purchasing Conduct, Ethics & Sustainable Sourcing (hagergroup.com)) is included in our supplier contracts, requiring new suppliers to read and accept the policy as a condition of doing business with Hager Group. Future supplier contracts will also include a clause requiring suppliers to provide information about the source of 3TGs and smelters as per RMI's CMRT.

Grievance mechanisms

The Company has established a grievance mechanisms that allow employees and suppliers to report violations of Hager Group policies, including those related to CM (Integrity Alert System (hagergroup.com)).Suppliers and other external parties can contact Hager Group to report grievances through a dedicated email address provided in the Declaration of principles on respect for Human Rights (2024_07_10_HAGER_Declaration of principles.pdf) and other supplier communications.

Hager Group has developed a conflict management system to attend these grievances. As per the system, the compliance committee check the relevance and impact of registered grievances and take actions accordingly.

Violations or grievances at the industry level can be reported to the RMI directly as well. This can be done at http://www.responsiblemineralsinitiative.org/responsible-minerals-assurance-process/grievance-mechanism/

Maintain records

Hager Group has adopted a policy to retain relevant documentation for five years. A document retention policy has been implemented to retain CM related documents, including supplier

responses to CMRTs and the sources identified within each reporting period. All information and findings from this process are stored in a database that can be audited by internal or external parties.

STEP 2 Identify and Assess Risks in Hager Group upstream Supply Chain

Supplier risk evaluation

Hager Group has identified risky Tier 1 direct suppliers' in its supply chain. We based the due diligence process on our suppliers responses to CMRT declaration. Headed by the Conflict Minerals team, an escalation process and corrective action plans were developed, which will be used to mitigate the risks, followed by an overall assessment of the supplier's "CM status". Based on the compiled CMRT information, we will develop a strategy to mitigate the CM use risk in our products.

Risks at the supplier level may include non-responsive suppliers or incomplete CMRTs. These risks can be mitigated by engaging with the suppliers using the escalation process, working out on a corrective action plan or resolving supplier constraints. However, we identified information risk as well.

When a company-level CMRT is submitted (e.g., when a company declares there are no 3TGs in any of its products), Hager Group cannot determine if all the specified smelters/refiners were used for 3TGs in the products supplied to the Company.

We are working on a strategy on how to manage this type of risk.

Smelter or Refiners (SORs) risk evaluation

Hager Group does not have direct relationships with SORs in the upstream of our supply chain. However, if a smelter or refinery is operating in a CAHRA and is a part of our supply chain, it is considered as a risk. Using the Smelter Validation Program by Assent we have conducted a supplier risk assessment by using the list of smelters or refineries provided in the CMRT declaration. We compared the list of SORs details with the RMI's consolidated list of SORs to ensure they met the definition of a 3TGs processing facility that was operational during the 2023 calendar year.

Each facility meeting the definition of a smelter or refinery of a 3TGs mineral are then assessed according to red-flag indicators defined in the OECD Guidance. Numerous factors were used to determine to level of risks each smelter poses to the supply chain by identifying red flags, including:

- Geographic proximity to Conflict-Affected and High-Risk Areas (CAHRAs)
- Known mineral source country of origin
- RMAP audit status

- Credible evidence of unethical or conflict sourcing
- Peer assessments by credible third-party sources
- Sanctions risks

This supplier risk assessment (flagging suppliers' risk as high, medium, or low) identified problematic suppliers in a company's supply chain.

Risk mitigation activities are initiated whenever a supplier's CMRT reports facilities of concern. Suppliers with submissions including any smelters of concern are immediately provided feedback, instructing them to take independent risk mitigation actions. Examples include submitting a product-specific CMRT to better identify the connection to products supplied to Hager Group.

Hager Group is yet to develop a strategy and action plan to deal with their suppliers in such situations. Further escalation may be necessary to address continued sourcing from smelters of concern. For now, suppliers are directed to educational materials on mitigating

identified risks. Additionally, suppliers are evaluated on program strength, aiding in key risk mitigation decisions as the program progresses. This evaluation is based on certain CMRT questions related to suppliers' CM practices and policies.

STEP 3 Manage identified Risks

Hager Group, in collaboration with Assent, has developed processes to assess and respond to risks identified in the supply chain.

Hager Group has developed a risk management plan to implement, manage, and monitor the CM program. As the program progresses, non-responsive suppliers receive escalations emphasizing the importance of submitting CMRTs and cooperating with compliance requirements and the Company's expectations.

Suppliers receive direct feedback on their submissions, along with educational resources to help them implement corrective actions or improve their internal programs. If suppliers remain non-responsive or are unwilling to commit to corrective action plans, the Company will evaluate the feasibility of replacing them. The results of the program and risk assessments are shared with the Conflict Minerals Team and the Hager Group Leadership Team to ensure transparency within the Company.

STEP 4 Refiner Due Diligence Practices

Hager Group does not have direct relationships with any 3TGs smelters or refiners and does not conduct audits of these entities within its supply chain. Instead, the Company relies on third-party audits of smelters and refiners through recognized industry audit programs. One such program could be as per standards in conformance with the OECD Guidance, such as the Responsible Minerals Assurance Process (RMAP).

RMAP uses independent private-sector auditors to examine the sources, including mines of origin, and the chain of custody of CM used by participating smelters and refiners. Smelters conformant to RMAP audit standards are considered to have their sourcing validated as "conflict-free or responsibly sourced." If a smelter/refiner's due diligence practices have not been audited against the RMAP standard or are deemed non-conformant by RMAP, further due diligence steps are followed to notify suppliers reporting these facilities.

Assent, on behalf of Hager Group, engages with smelters and refiners not currently enrolled in an industry-recognized audit program to encourage their participation. For those already conformant to the program's standards, Assent expresses appreciation for their efforts on behalf of its compliance partners. Hager Group is a signatory of these communications, adhering to the requirements for downstream companies as outlined in the OECD Guidance.

STEP 5 **Publish Report on Hager Group Supply Chain Due Diligence**

Hager Group has published its first Due Diligence Report for the year 2023, which is available on the Company's website at (Ethics (hagergroup.com)). Please note that information found on or accessed through this website is not considered part of this report and is not incorporated by reference herein.

This year, the Company has also taken into account the impacts of the EU Conflict Minerals Regulation when detailing its due diligence efforts. Hager Group will continue to enhance transparency through data collection and risk evaluation processes, as well as disclose its efforts through public reports.

Due diligence results

Supply chain outreach is necessary to trace the upstream origins of 3TG (tin, tantalum, tungsten, and gold). For the reporting year 2023, we sent CMRTs to 153 of our Tier 1 direct suppliers from the product category whose input material might have 3TGs. For Reporting Year 2024 we will extend it to another 131 of relevant direct suppliers. The suppliers whom we shared the CMRT are expected to follow the due diligence process until the smelter and refinery sources are identified. The following summarizes the outreach conducted by Hager Group for the 2023 reporting year.

Upstream data transparency

Appendix A includes all smelters/refiners listed in the completed CMRTs provided by suppliers that met the recognized definition of a 3TGs processing facility and were operational during the 2023 calendar year.

It is common practice when requests are sent upstream in the supply chain that those who purchase materials from smelters may not be able to specify which company's product lines the materials will end up in. Consequently, suppliers tend to list all smelters/refiners they may have purchased from within the reporting period.

Therefore, the smelters/refiners listed in Appendix A are likely more comprehensive than the actual list of those that processed the 3TGs contained in the Company's products.

Suppliers where specific smelters of concern were identified on their CMRT were contacted in accordance with the OECD Guidance, as detailed in the previous sections.

Result 2023:

RMAP conformant	225
RMAP active	5
Not enrolled	90
Non-conformant	29

Country of origin

Appendix B contains an aggregated list of countries of origin from which the reported facilities collectively source 3TGs, based on reasonable identification of country of origin data obtained through Assent's supply chain database (or other RCOI data, if Hager Group opts to use alternative sources). As noted in the previous section, overreporting may occur, which could result in Appendix B listing more countries than those directly relevant to the Company's products.

Steps to be taken to mitigate risk

Hager Group has taken, or plans to take, the following steps to enhance due diligence and mitigate the risk that the necessary 3TGs in the Company's products could originate from Conflict-Affected and High-Risk Areas (CAHRAs):

We will continue to evaluate upstream sources using a broader set of tools to assess risk, including:

- A comprehensive smelter and refinery library with detailed status and notes for each entity
- Scanning verifiable media sources for risk issues related to each smelter and refiner.

- Comparing smelters/refiners against government watch lists and denied parties lists.
- Engage more closely with suppliers, providing additional information and training resources on responsible sourcing of 3TGs.
- Encourage our suppliers to implement due diligence procedures within their supply chains to improve the quality of their responses.
- Start to include a CM flow-down clause in new or renewed supplier contracts and in the terms and conditions of each purchase order.
- Following the OECD Guidance process, increase the emphasis on clean and validated smelter and refinery information from the supply chain through feedback and detailed analysis.

Appendix A: Smelter list

Includes: mineral, smelter/refinery name, location

Nr	Metal	Smelter Name	Smelter Facility Location
1	Gold	Metalor Technologies (Suzhou) Ltd.	China
2	Gold	Metalor Technologies (Hong Kong) Ltd.	China
3	Gold	Metalor Technologies (Singapore) Pte., Ltd.	Singapore
4	Gold	Metalor Technologies S.A.	Switzerland
5	Gold	Metalor USA Refining Corporation	United States Of America
6	Gold	Advanced Chemical Company	United States Of America
7	Gold	Aida Chemical Industries Co., Ltd.	Japan
8	Gold	Agosi AG	Germany
9	Gold	Almalyk Mining and Metallurgical Complex (AMMC)	Uzbekistan
10	Gold	AngloGold Ashanti Corrego do Sitio Mineracao	Brazil
11	Gold	Argor-Heraeus S.A.	Switzerland
12	Gold	Asahi Pretec Corp.	Japan
13	Gold	Asaka Riken Co., Ltd.	Japan
14	Gold	Aurubis AG	Germany
15	Gold	Bangko Sentral ng Pilipinas (Central Bank of the Philippines)	Philippines
16	Gold	Boliden AB	Sweden
17	Gold	C. Hafner GmbH + Co. KG	Germany
18	Gold	Caridad	Mexico
19	Gold	CCR Refinery - Glencore Canada Corporation	Canada
20	Gold	Yunnan Copper Industry Co., Ltd.	China
21	Gold	Chimet S.p.A.	Italy
22	Gold	Chugai Mining	Japan
23	Gold	Daye Non-Ferrous Metals Mining Ltd.	China
24	Gold	DSC (Do Sung Corporation)	Korea, Republic Of
25	Gold	Dowa	Japan
26	Gold	Eco-System Recycling Co., Ltd. East Plant	Japan
27	Gold	Refinery of Seemine Gold Co., Ltd.	China
28	Gold	Guoda Safina High-Tech Environmental Refinery Co., Ltd.	China
29	Gold	Hangzhou Fuchunjiang Smelting Co., Ltd.	China
30	Gold	LT Metal Ltd.	Korea, Republic Of
31	Gold	Heimerle + Meule GmbH	Germany
32	Gold	Heraeus Metals Hong Kong Ltd.	China
33	Gold	Heraeus Germany GmbH Co. KG	Germany
34	Gold	Hunan Chenzhou Mining Co., Ltd.	China
35	Gold	Hunan Guiyang yinxing Nonferrous Smelting Co., Ltd.	China
36	Gold	HwaSeong CJ CO., LTD.	Korea, Republic Of
37	Gold	Inner Mongolia Qiankun Gold and Silver Refinery Share Co., Ltd.	China
38	Gold	Ishifuku Metal Industry Co., Ltd.	Japan
39	Gold	Istanbul Gold Refinery	Turkey
40	Gold	Japan Mint	Japan
41	Gold	Jiangxi Copper Co., Ltd.	China
42	Gold	Asahi Refining USA Inc.	United States Of America
43	Gold	Asahi Refining Canada Ltd.	Canada
44	Gold	JX Nippon Mining & Metals Co., Ltd.	Japan
45	Gold	Kazakhmys Smelting LLC	Kazakhstan
46	Gold	Kazzinc	Kazakhstan
47	Gold	Kennecott Utah Copper LLC	United States Of America
48	Gold	Kojima Chemicals Co., Ltd.	Japan
49	Gold	Kyrgyzaltyn JSC	Kyrgyzstan

50	Gold	L'azurde Company For Jewelry	Saudi Arabia
51	Gold	Lingbao Gold Co., Ltd.	China
52	Gold	Lingbao Jinyuan Tonghui Refinery Co., Ltd.	China
53	Gold	LS-NIKKO Copper Inc.	Korea, Republic Of
54	Gold	Luoyang Zijin Yinhui Gold Refinery Co., Ltd.	China
55	Gold	Materion	United States Of America
56	Gold	Matsuda Sangyo Co., Ltd.	Japan
57	Gold	Metalurgica Met-Mex Penoles S.A. De C.V.	Mexico
58	Gold	Mitsubishi Materials Corporation	Japan
59	Gold	Mitsui Mining and Smelting Co., Ltd.	Japan
60	Gold	Nadir Metal Rafineri San. Ve Tic. A.S.	Turkey
61	Gold	Navoi Mining and Metallurgical Combinat	Uzbekistan
62	Gold	Nihon Material Co., Ltd.	Japan
63	Gold	Ohura Precious Metal Industry Co., Ltd.	Japan
64	Gold	MKS PAMP SA	Switzerland
65	Gold	Penglai Penggang Gold Industry Co., Ltd.	China
66	Gold	PT Aneka Tambang (Persero) Tbk	Indonesia
67	Gold	PX Precinox S.A.	Switzerland
68	Gold	Rand Refinery (Pty) Ltd.	South Africa
69	Gold	Royal Canadian Mint	Canada
70	Gold	Sabin Metal Corp.	United States Of America
71	Gold	Samwon Metals Corp.	Korea, Republic Of
72	Gold	SEMPSA Joyeria Plateria S.A.	Spain
73	Gold	Shandong Tiancheng Biological Gold Industrial Co., Ltd.	China
74	Gold	Shandong Zhaojin Gold & Silver Refinery Co., Ltd.	China
75	Gold	Sichuan Tianze Precious Metals Co., Ltd.	China
76	Gold	Solar Applied Materials Technology Corp.	Taiwan, Province Of China
77	Gold	Sumitomo Metal Mining Co., Ltd.	Japan
78	Gold	Super Dragon Technology Co., Ltd.	Taiwan, Province Of China
79	Gold	Tanaka Kikinzoku Kogyo K.K.	Japan
80	Gold	Great Wall Precious Metals Co., Ltd. of CBPM	China
81	Gold	Shandong Gold Smelting Co., Ltd.	China
82	Gold	Tokuriki Honten Co., Ltd.	Japan
83	Gold	Tongling Nonferrous Metals Group Co., Ltd.	China
84	Gold	Torecom	Korea, Republic Of
85	Gold	Umicore S.A. Business Unit Precious Metals Refining	Belgium
86	Gold	United Precious Metal Refining, Inc.	United States Of America
87	Gold	Valcambi S.A.	Switzerland
88	Gold	Western Australian Mint (T/a The Perth Mint)	Australia
89	Gold	Yamakin Co., Ltd.	Japan
90	Gold	Yokohama Metal Co., Ltd.	Japan
91	Gold	Zhongyuan Gold Smelter of Zhongjin Gold Corporation	China
92	Gold	Gold Refinery of Zijin Mining Group Co., Ltd.	China
93	Gold	Morris and Watson	New Zealand
94	Gold	SAFINA A.S.	Czechia
95	Gold	Guangdong Jinding Gold Limited	China
96	Gold	MMTC-PAMP India Pvt., Ltd.	India
97	Gold	KGHM Polska Miedz Spolka Akcyjna	Poland
98	Gold	Fidelity Printers and Refiners Ltd.	Zimbabwe
99	Gold	Shandong Humon Smelting Co., Ltd.	China
100	Gold	Shenzhen Zhonghenglong Real Industry Co., Ltd.	China
101	Gold	Al Etihad Gold Refinery DMCC	United Arab Emirates
102	Gold	Emirates Gold DMCC	United Arab Emirates
103	Gold	International Precious Metal Refiners	United Arab Emirates
104	Gold	Kaloti Precious Metals	United Arab Emirates
105	Gold	Sudan Gold Refinery	Sudan
106	Gold	T.C.A S.p.A	Italy
107	Gold	REMONDIS PMR B.V.	Netherlands
108	Gold	Fujairah Gold FZC	United Arab Emirates
109	Gold	Industrial Refining Company	Belgium
110	Gold	Shirpur Gold Refinery Ltd.	India
111	Gold	Korea Zinc Co., Ltd.	Korea, Republic Of
112	Gold	TOO Tau-Ken-Altyn	Kazakhstan
113	Gold	Abington Reldan Metals, LLC	United States Of America
114	Gold	SAAMP	France
115	Gold	L'Orfebre S.A.	Andorra

116	Gold	Italpreziosi	Italy
117	Gold	WIELAND Edelmetalle GmbH	Germany
118	Gold	Ogussa Osterreichische Gold- und Silber-Scheideanstalt GmbH	Austria
119	Gold	AU Traders and Refiners	South Africa
120	Gold	Sai Refinery	India
121	Gold	Modeltech Sdn Bhd	Malaysia
122	Gold	Bangalore Refinery	India
123	Gold	Degussa Sonne / Mond Goldhandel GmbH	Germany
124	Gold	Pease & Curren	United States Of America
125	Gold	JALAN & Company	India
126	Gold	SungEel HiMetal Co., Ltd.	Korea, Republic Of
127	Gold	Planta Recuperadora de Metales SpA	Chile
128	Gold	State Research Institute Center for Physical Sciences and Technol	Lithuania
129	Gold	African Gold Refinery	Uganda
130	Gold	Gold Coast Refinery	Ghana
131	Gold	NH Recytech Company	Korea, Republic Of
132	Gold	QG Refining, LLC	United States Of America
133	Gold	Dijllah Gold Refinery FZC	United Arab Emirates
134	Gold	Sovereign Metals	India
135	Gold	Eco-System Recycling Co., Ltd. North Plant	Japan
136	Gold	Eco-System Recycling Co., Ltd. West Plant	Japan
137	Gold	Augmont Enterprises Private Limited	India
138	Gold	Kundan Care Products Ltd.	India
139	Gold	Emerald Jewel Industry India Limited (Unit 1)	India
140	Gold	Emerald Jewel Industry India Limited (Unit 2)	India
141	Gold	Emerald Jewel Industry India Limited (Unit 3)	India
142	Gold	Emerald Jewel Industry India Limited (Unit 4)	India
143	Gold	K.A. Rasmussen	Norway
144	Gold	Alexy Metals	United States Of America
145	Gold	MD Overseas	India
146	Gold	Metallix Refining Inc.	United States Of America
147	Gold	Metal Concentrators SA (Pty) Ltd.	South Africa
148	Gold	WEEEREFINING	France
149	Gold	Atasay Kuyumculuk Sanayi Ve Ticaret A.S.	Turkey
150	Gold	Cendres + Metaux S.A.	Switzerland
151	Gold	JSC Novosibirsk Refinery	Russian Federation
152	Gold	JSC Ekaterinburg Non-Ferrous Metal Processing Plant	Russian Federation
153	Gold	JSC Uralelectromed	Russian Federation
154	Gold	Moscow Special Alloys Processing Plant	Russian Federation
155	Gold	OJSC "The Gulidov Krasnoyarsk Non-Ferrous Metals Plant" (OJSC	Russian Federation
156	Gold	Prioksky Plant of Non-Ferrous Metals	Russian Federation
157	Gold	Samduck Precious Metals	Korea, Republic Of
158	Gold	SOE Shyolkovsky Factory of Secondary Precious Metals	Russian Federation
159	Gold	Umicore Precious Metals Thailand	Thailand
160	Gold	Singway Technology Co., Ltd.	Taiwan, Province Of China
161	Gold	Marsam Metals	Brazil
162	Gold	Shenzhen CuiLu Gold Co., Ltd.	China
163	Gold	Albino Mountinho Lda.	Portugal
164	Gold	8853 S.p.A.	Italy
165	Gold	GGC Gujrat Gold Centre Pvt. Ltd.	India
166	Gold	Kyshtym Copper-Electrolytic Plant ZAO	Russian Federation
167	Gold	ABC Refinery Pty Ltd.	Australia
168	Gold	Safimet S.p.A	Italy
169	Gold	CGR Metalloys Pvt Ltd.	India
170	Gold	Gold by Gold Colombia	Colombia
171	Gold	Dongwu Gold Group	China
172	Gold	Coimpa Industrial LTDA	Brazil
173	Gold	Sam Precious Metals	United Arab Emirates
174	Gold	GG Refinery Ltd.	Tanzania, United Republic Of
175	Tantalum	F&X Electro-Materials Ltd.	China
176	Tantalum	XIMEI RESOURCES (GUANGDONG) LIMITED	China
177	Tantalum	JiuJiang JinXin Nonferrous Metals Co., Ltd.	China
178	Tantalum	Jiujiang Tanbre Co., Ltd.	China
179	Tantalum	AMG Brasil	Brazil
180	Tantalum	Metallurgical Products India Pvt., Ltd.	India
181	Tantalum	Mineracao Taboca S.A.	Brazil

182	Tantalum	Mitsui Mining and Smelting Co., Ltd.	Japan
183	Tantalum	NPM Silmet AS	Estonia
184	Tantalum	Ningxia Orient Tantalum Industry Co., Ltd.	China
185	Tantalum	QuantumClean	United States Of America
186	Tantalum	Yanling Jincheng Tantalum & Niobium Co., Ltd.	China
187	Tantalum	Taki Chemical Co., Ltd.	Japan
188	Tantalum	Telex Metals	United States Of America
189	Tantalum	Ulba Metallurgical Plant JSC	Kazakhstan
190	Tantalum	Hengyang King Xing Lifeng New Materials Co., Ltd.	China
191	Tantalum	D Block Metals, LLC	United States Of America
192	Tantalum	FIR Metals & Resource Ltd.	China
193	Tantalum	Jiujiang Zhongao Tantalum & Niobium Co., Ltd.	China
194	Tantalum	XinXing HaoRong Electronic Material Co., Ltd.	China
195	Tantalum	Jiangxi Dinghai Tantalum & Niobium Co., Ltd.	China
196	Tantalum	KEMET de Mexico	Mexico
197	Tantalum	TANIOBIS Co., Ltd.	Thailand
198	Tantalum	TANIOBIS GmbH	Germany
199	Tantalum	Materion Newton Inc.	United States Of America
200	Tantalum	TANIOBIS Japan Co., Ltd.	Japan
201	Tantalum	TANIOBIS Smelting GmbH & Co. KG	Germany
202	Tantalum	Global Advanced Metals Boyertown	United States Of America
203	Tantalum	Global Advanced Metals Aizu	Japan
204	Tantalum	Resind Industria e Comercio Ltda.	Brazil
205	Tantalum	Jiangxi Tuohong New Raw Material	China
206	Tantalum	RFH Yancheng Jinye New Material Technology Co., Ltd.	China
207	Tantalum	Guangdong Rising Rare Metals-EO Materials Ltd.	China
208	Tantalum	Solikamsk Magnesium Works OAO	Russian Federation
209	Tantalum	5D Production OU	Estonia
210	Tantalum	PowerX Ltd.	Rwanda
211	Tin	Chenzhou Yunxiang Mining and Metallurgy Co., Ltd.	China
212	Tin	Alpha	United States Of America
213	Tin	PT Aries Kencana Sejahtera	Indonesia
214	Tin	PT Premium Tin Indonesia	Indonesia
215	Tin	Dowa	Japan
216	Tin	EM Vinto	Bolivia (Plurinational State Of)
217	Tin	Estanho de Rondonia S.A.	Brazil
218	Tin	Fenix Metals	Poland
219	Tin	Gejiu Non-Ferrous Metal Processing Co., Ltd.	China
220	Tin	Gejiu Zili Mining And Metallurgy Co., Ltd.	China
221	Tin	Gejiu Kai Meng Industry and Trade LLC	China
222	Tin	China Tin Group Co., Ltd.	China
223	Tin	Malaysia Smelting Corporation (MSC)	Malaysia
224	Tin	Metallic Resources, Inc.	United States Of America
225	Tin	Mineracao Taboca S.A.	Brazil
226	Tin	Minsur	Peru
227	Tin	Mitsubishi Materials Corporation	Japan
228	Tin	Jiangxi New Nanshan Technology Ltd.	China
229	Tin	Novosibirsk Tin Combine	Russian Federation
230	Tin	O.M. Manufacturing (Thailand) Co., Ltd.	Thailand
231	Tin	Operaciones Metalurgicas S.A.	Bolivia (Plurinational State Of)
232	Tin	PT Artha Cipta Langgeng	Indonesia
233	Tin	PT Babel Inti Perkasa	Indonesia
234	Tin	PT Babel Surya Alam Lestari	Indonesia
235	Tin	PT Bangka Tin Industry	Indonesia
236	Tin	PT Belitung Industri Sejahtera	Indonesia
237	Tin	PT Bukit Timah	Indonesia
238	Tin	PT Mitra Stania Prima	Indonesia
239	Tin	PT Panca Mega Persada	Indonesia
240	Tin	PT Prima Timah Utama	Indonesia
241	Tin	PT Refined Bangka Tin	Indonesia
242	Tin	PT Sariwiguna Binasentosa	Indonesia
243	Tin	PT Stanindo Inti Perkasa	Indonesia
244	Tin	PT Timah Tbk Kundur	Indonesia
245	Tin	PT Timah Tbk Mentok	Indonesia
246	Tin	PT Timah Nusantara	Indonesia

247	Tin	PT Tinindo Inter Nusa	Indonesia
248	Tin	PT Tommy Utama	Indonesia
249	Tin	Rui Da Hung	Taiwan, Province Of China
250	Tin	Thaisarco	Thailand
251	Tin	Gejiu Yunxin Nonferrous Electrolysis Co., Ltd.	China
252	Tin	VQB Mineral and Trading Group JSC	Viet Nam
253	Tin	White Solder Metalurgia e Mineracao Ltda.	Brazil
254	Tin	Yunnan Chengfeng Non-ferrous Metals Co., Ltd.	China
255	Tin	Tin Smelting Branch of Yunnan Tin Co., Ltd.	China
256	Tin	CV Venus Inti Perkasa	Indonesia
257	Tin	Magnu's Minerais Metais e Ligas Ltda.	Brazil
258	Tin	PT Tirus Putra Mandiri	Indonesia
259	Tin	Melt Metais e Ligas S.A.	Brazil
260	Tin	PT ATD Makmur Mandiri Jaya	Indonesia
261	Tin	O.M. Manufacturing Philippines, Inc.	Philippines
262	Tin	CV Ayi Jaya	Indonesia
263	Tin	Electro-Mechanical Facility of the Cao Bang Minerals & Metallurgy	Viet Nam
264	Tin	Nghe Tinh Non-Ferrous Metals Joint Stock Company	Viet Nam
265	Tin	Tuyen Quang Non-Ferrous Metals Joint Stock Company	Viet Nam
266	Tin	PT Rajehan Ariq	Indonesia
267	Tin	PT Cipta Persada Mulia	Indonesia
268	Tin	An Vinh Joint Stock Mineral Processing Company	Viet Nam
269	Tin	Resind Industria e Comercio Ltda.	Brazil
270	Tin	Super Ligas	Brazil
271	Tin	Aurubis Beerse	Belgium
272	Tin	Aurubis Berango	Spain
273	Tin	PT Bangka Prima Tin	Indonesia
274	Tin	PT Sukses Inti Makmur	Indonesia
275	Tin	PT Menara Cipta Mulia	Indonesia
276	Tin	HuiChang Hill Tin Industry Co., Ltd.	China
277	Tin	Modeltech Sdn Bhd	Malaysia
278	Tin	Guangdong Hanhe Non-Ferrous Metal Co., Ltd.	China
279	Tin	Chifeng Dajingzi Tin Industry Co., Ltd.	China
280	Tin	Pongpipat Company Limited	Myanmar
281	Tin	Tin Technology & Refining	United States Of America
282	Tin	Dongguan CiEXPO Environmental Engineering Co., Ltd.	China
283	Tin	Ma'anshan Weitai Tin Co., Ltd.	China
284	Tin	PT Rajawali Rimba Perkasa	Indonesia
285	Tin	Luna Smelter, Ltd.	Rwanda
286	Tin	Yunnan Yunfan Non-ferrous Metals Co., Ltd.	China
287	Tin	Precious Minerals and Smelting Limited	India
288	Tin	Gejiu City Fuxiang Industry and Trade Co., Ltd.	China
289	Tin	PT Mitra Sukses Globalindo	Indonesia
290	Tin	CRM Fundicao De Metais E Comercio De Equipamentos Eletronico	Brazil
291	Tin	CRM Synergies	Spain
292	Tin	Fabrica Auricchio Industria e Comercio Ltda.	Brazil
293	Tin	PT Putera Sarana Shakti (PT PSS)	Indonesia
294	Tin	DS Myanmar	Myanmar
295	Tin	Mining Minerals Resources SARL	Congo, Democratic Republic Of The
296	Tin	Malaysia Smelting Corporation Berhad (Port Klang)	Malaysia
297	Tungsten	A.L.M.T. Corp.	Japan
298	Tungsten	Kennametal Huntsville	United States Of America
299	Tungsten	Guangdong Xianglu Tungsten Co., Ltd.	China
300	Tungsten	Chongyi Zhangyuan Tungsten Co., Ltd.	China
301	Tungsten	CNMC (Guangxi) PGMA Co., Ltd.	China
302	Tungsten	Global Tungsten & Powders LLC	United States Of America
303	Tungsten	Hunan Chenzhou Mining Co., Ltd.	China
304	Tungsten	Japan New Metals Co., Ltd.	Japan
305	Tungsten	Kennametal Fallon	United States Of America
306	Tungsten	Wolfram Bergbau und Hutten AG	Austria
307	Tungsten	Xiamen Tungsten Co., Ltd.	China
308	Tungsten	Jiangxi Minmetals Gao'an Non-ferrous Metals Co., Ltd.	China
309	Tungsten	Ganzhou Jiangwu Ferrotungsten Co., Ltd.	China

310	Tungsten	Jiangxi Yaosheng Tungsten Co., Ltd.	China
311	Tungsten	Jiangxi Xinsheng Tungsten Industry Co., Ltd.	China
312	Tungsten	Jiangxi Tonggu Non-ferrous Metallurgical & Chemical Co., Ltd.	China
313	Tungsten	Malipo Haiyu Tungsten Co., Ltd.	China
314	Tungsten	Xiamen Tungsten (H.C.) Co., Ltd.	China
315	Tungsten	Jiangxi Gan Bei Tungsten Co., Ltd.	China
316	Tungsten	Ganzhou Seadragon W & Mo Co., Ltd.	China
317	Tungsten	Asia Tungsten Products Vietnam Ltd.	Viet Nam
318	Tungsten	Hunan Shizhuyuan Nonferrous Metals Co., Ltd. Chenzhou Tungste	China
319	Tungsten	H.C. Starck Tungsten GmbH	Germany
320	Tungsten	TANIOBIS Smelting GmbH & Co. KG	Germany
321	Tungsten	Masan High-Tech Materials	Viet Nam
322	Tungsten	Jiangwu H.C. Starck Tungsten Products Co., Ltd.	China
323	Tungsten	Niagara Refining LLC	United States Of America
324	Tungsten	China Molybdenum Tungsten Co., Ltd.	China
325	Tungsten	Philippine Chuangxin Industrial Co., Inc.	Philippines
326	Tungsten	Lianyou Metals Co., Ltd.	Taiwan, Province Of China
327	Tungsten	Hubei Green Tungsten Co., Ltd.	China
328	Tungsten	Cronimet Brasil Ltda	Brazil
329	Tungsten	Fujian Xinlu Tungsten Co., Ltd.	China
330	Tungsten	Hunan Jintai New Material Co., Ltd.	China
331	Tungsten	Hydrometallurg, JSC	Russian Federation
332	Tungsten	Unecha Refractory metals plant	Russian Federation
333	Tungsten	ACL Metais Eireli	Brazil
334	Tungsten	Moliren Ltd.	Russian Federation
335	Tungsten	JSC "Kirovgrad Hard Alloys Plant"	Russian Federation
336	Tungsten	NPP Tyazhmetprom LLC	Russian Federation
337	Tungsten	Albasteel Industria e Comercio de Ligas Para Fundicao Ltd.	Brazil
338	Tungsten	Artek LLC	Russian Federation
339	Tungsten	OOO “Technolom” 2	Russian Federation
340	Tungsten	OOO “Technolom” 1	Russian Federation
341	Tungsten	LLC Vostok	Russian Federation
342	Tungsten	YUDU ANSHENG TUNGSTEN CO., LTD.	China
343	Tungsten	HANNAE FOR T Co., Ltd.	Korea, Republic Of
344	Tungsten	DONGKUK INDUSTRIES CO., LTD.	Korea, Republic Of
345	Tungsten	Tungsten Vietnam Joint Stock Company	Viet Nam
346	Tungsten	Nam Viet Cromit Joint Stock Company	Viet Nam
347	Tungsten	Lianyou Resources Co., Ltd.	Taiwan, Province Of China
348	Tungsten	Shinwon Tungsten (Fujian Shanghang) Co., Ltd.	China
349	Tungsten	Kenee Mining Corporation Vietnam	Viet Nam

Appendix B: Countries of origin

Includes: list of countries that declared smelters are known to source from.

Country of Origin	Number of times SORs mentioned the country	% of SORs that share the same 'country of origin'	DRC or Adjoining Country	CAHRA
China	258	73,9%	No	No
Brazil	225	64,5%	No	No
Australia	206	59,0%	No	No
Indonesia	172	49,3%	No	No
Japan	172	49,3%	No	No
Peru	166	47,6%	No	No
Canada	159	45,6%	No	No
Malaysia	148	42,4%	No	No
Germany	136	39,0%	No	No
Spain	122	35,0%	No	No
Russian Federation	120	34,4%	No	No
India	117	33,5%	No	No
Chile	113	32,4%	No	No
United Kingdom	113	32,4%	No	No
United States of America	113	32,4%	No	No
Austria	112	32,1%	No	No
Niger	107	30,7%	No	No
Thailand	107	30,7%	No	No
Nigeria	101	28,9%	No	No
Portugal	91	26,1%	No	No
Argentina	89	25,5%	No	No
Belgium	84	24,1%	No	No
Ireland	84	24,1%	No	No
France	83	23,8%	No	No
Switzerland	83	23,8%	No	No
Myanmar	82	23,5%	No	Yes
Colombia	81	23,2%	No	No
Mongolia	79	22,6%	No	No
Kazakhstan	75	21,5%	No	No
Singapore	73	20,9%	No	No
Mexico	71	20,3%	No	No
Israel	66	18,9%	No	No
Hungary	64	18,3%	No	No
Guyana	61	17,5%	No	No
Luxembourg	58	16,6%	No	No
Ecuador	57	16,3%	No	No
Ethiopia	57	16,3%	No	No
Cambodia	54	15,5%	No	No
Estonia	53	15,2%	No	No
Egypt	51	14,6%	No	No
Sierra Leone	46	13,2%	No	No
Namibia	45	12,9%	No	No
Madagascar	44	12,6%	No	No
Rwanda	44	12,6%	Yes	No
Hong Kong	42	12,0%	No	No
Netherlands	42	12,0%	No	No
Slovakia	42	12,0%	No	No
Korea	40	11,5%	No	No
Mozambique	34	9,7%	No	No
South Africa	34	9,7%	No	No
Bolivia (Plurinational State of)	32	9,2%	No	No
Burundi	31	8,9%	Yes	Yes
Panama	31	8,9%	No	No
Suriname	31	8,9%	No	No
Philippines	27	7,7%	No	No
Taiwan	23	6,6%	No	No
Andorra	20	5,7%	No	No
Uzbekistan	19	5,4%	No	No
Turkey	18	5,2%	No	No
Djibouti	17	4,9%	No	No
Guinea	17	4,9%	No	No
Ghana	15	4,3%	No	No
Tanzania	15	4,3%	Yes	No
Democratic Republic of Congo	14	4,0%	Yes	Yes
Italy	14	4,0%	No	No
Saudi Arabia	13	3,7%	No	No
Sweden	13	3,7%	No	No
Belarus	10	2,9%	No	No

United Arab Emirates	10	2,9%	No	No
Papua New Guinea	9	2,6%	No	No
Eritrea	8	2,3%	No	Yes
Morocco	7	2,0%	No	No
Poland	7	2,0%	No	No
Zambia	7	2,0%	Yes	No
Mali	6	1,7%	No	No
New Zealand	6	1,7%	No	No
Sudan	6	1,7%	No	No
Azerbaijan	5	1,4%	No	No
Benin	5	1,4%	No	No
Finland	5	1,4%	No	No
Guatemala	5	1,4%	No	No
Honduras	5	1,4%	No	No
Liechtenstein	5	1,4%	No	No
Nicaragua	5	1,4%	No	No
Uganda	5	1,4%	Yes	No
Angola	4	1,1%	Yes	No
Armenia	4	1,1%	No	No
Burkina Faso	4	1,1%	No	No
Congo	4	1,1%	Yes	No
El Salvador	4	1,1%	No	No
Jersey	4	1,1%	No	No
Kyrgyzstan	4	1,1%	No	No
Mauritania	4	1,1%	No	No
VietNam	4	1,1%	No	No
Bulgaria	3	0,9%	No	No
Central African Republic	3	0,9%	Yes	Yes
Dominican Republic	3	0,9%	No	No
Georgia	3	0,9%	No	No
Liberia	3	0,9%	No	No
Senegal	3	0,9%	No	No
Tajikistan	3	0,9%	No	No
Botswana	2	0,6%	No	No
Cyprus	2	0,6%	No	No
Fiji	2	0,6%	No	No
Kenya	2	0,6%	No	No
Lithuania	2	0,6%	No	No
Oman	2	0,6%	No	No
Serbia	2	0,6%	No	No
South Sudan	2	0,6%	Yes	Yes
Uruguay	2	0,6%	No	No
Albania	1	0,3%	No	No
Bermuda	1	0,3%	No	No
Dominica	1	0,3%	No	No
Guam	1	0,3%	No	No
Ivory Coast	1	0,3%	No	No
Norway	1	0,3%	No	No
Togo	1	0,3%	No	No
Solomon Islandss	0	0,0%	No	No

Appendix C: CMRT declaration rejection/approval criteria

Assent Sustainability Platform Logic Structure

The following tables map the Assent Sustainability Platform's status outputs and CMRT logic structure when determining supplier CM statuses as displayed on the dashboard.

Using this table, and referencing the CMRT questions listed above, users will be able to determine what answers were provided by their suppliers to earn their CM statuses.

Dashboard Supplier Response Statuses

Supplier Status	Description
Not Submitted	A CMRT has not been submitted by the supplier
Complete	A CMRT has been submitted, and is valid and complete
Incomplete	A supplier with parts associated to them has submitted a partially completed Product-Level or User-Defined CMRT
Invalid Submission	A CMRT has been submitted and deemed invalid based on contradicting responses in the template
Out of Scope	The supplier is out of scope for conflict minerals and does not need to be contacted

Result 2023:

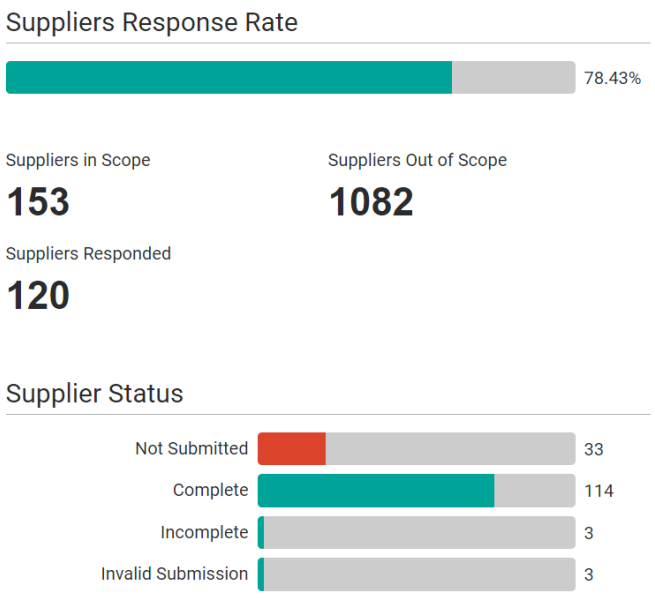

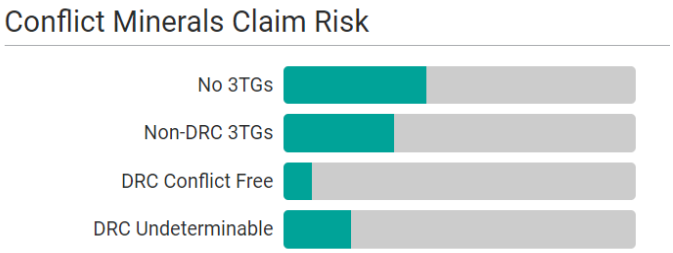
Conflict Minerals Claim Risk
No 3TGs
Non-DRC 3TGs
DRC Conflict Free
DRC Undeterminable