


Specific trunking

Thanks to the specific or customized trunking, tehalit.camelea allows to answer to the most demanding specifications. The tehalit.camelea LFH, LFS, LFG and FWK trunking ranges are suitable with all kind of conductor controls and cables in commercial premises thanks to their several types of profiles.



tehalit.LFH halogen free trunking system	13.2
tehalit.LFS general purpose steel trunking	13.4
tehalit.LFG trunking in fiberglass reinforced polyester	13.6
Fire resistant trunking system	13.8
Technical guide	13.12


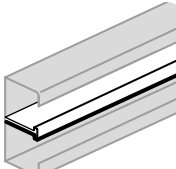
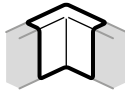
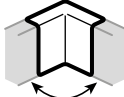
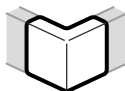
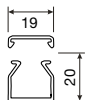
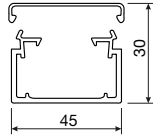
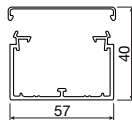
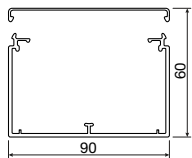
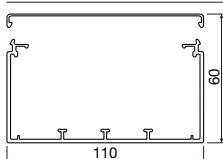
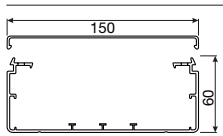
Specific trunking

tehalit.LFH halogen free trunking system

Delivery information: Joints pre-mounted from LFH30045, cable retainers pre-mounted from LFH40060

Standard length: 2 m, other lengths on demand, max. 6 m.

Material: PC / ABS trunking and cable retainers, protection category: IP40, IK08.

		Base and lid	Partition	Internal corner	Adjustable internal corner	External corner
						
		Cat. ref.	Cat. ref.	Cat. ref.	Cat. ref.	Cat. ref.
	pure white	LFH2002009010				
	white	LFH2002009001				
	light grey	LFH2002007035				
	packaging	36 m				
	pure white	LFH3004509010		M61819010		M61829010
	white	LFH3004509001		M61819001		M61829001
	light grey	LFH3004507035		M61817035		M61827035
	black					
	packaging	32 m		1 piece		1 piece
	pure white	LFH4006009010			LFF400649010	
	white	LFH4006009001			LFF400649001	
	light grey	LFH4006007035			LFF400647035	
	black		MH2024			
	packaging	24 m	50 m		1 piece	
	pure white	LFH6009009010			LFF600949010	
	white	LFH6009009001			LFF600949001	
	light grey	LFH6009007035			LFF600947035	
	black		MH2026			
	packaging	16 m	50 m		1 piece	
	pure white	LFH6011009010			LFF601149010	
	white	LFH6011009001			LFF601149001	
	light grey	LFH6011007035			LFF601147035	
	black		MH2026			
	packaging	16 m	50 m		1 piece	
	pure white	LFH6015009010		M55219010		M55229010
	white	LFH6015009001		M55219001		M55229001
	light grey	LFH6015007035		M55217035		M55227035
	black		MH2026			
	packaging	8 m	50 m	1 piece		1 piece

Pieces can be fixed or flexible:

- **M**: fixed pieces

- **LFF**: flexible pieces

Adjustable external corner	Flat corner	End cap	Adjustable end cap	T-piece	Cable retainer	Junction coupling piece
Cat. ref.	Cat. ref.	Cat. ref.	Cat. ref.	Cat. ref.	Cat. ref.	Cat. ref.
		M612390101				
		M61239001				
		M61237035				
		5 pieces				
	M61859010	M61839010		M61869010		
	M61859001	M61839001		M61869001		
	M61857035	M61837035		M61867035		
					M7239	M7204
	1 piece	1 piece		1 piece	10 pieces	10 pieces
LFF400639010	LFF400659010	M54039010	LFF600669010	M54069010		
LFF400639001	LFF400659001	M54039001	LFF600669001	M54069001		
LFF400637035	LFF400657035	M54037035	LFF600667035	M54067035		
					M7239	M7204
1 piece	1 piece	1 piece	1 piece	1 piece	10 pieces	10 pieces
LFF600939010	LFF600959010	M54639010	LFF600969010	M54669010		
LFF600939001	LFF600959001	M54639001	LFF600969001	M54669001		
LFF600937035	LFF600957035	M54637035	LFF600967035	M54667035		
					M7248	M7224
1 piece	1 piece	1 piece	1 piece	1 piece	10 pieces	10 pieces
LFF601139010	LFF601159010	M55039010	LFF601169010	M55069010		
LFF601139001	LFF601159001	M55039001	LFF601169001	M55069001		
LFF601137035	LFF601157035	M55037035	LFF601167035	M55067035		
					M5429	M7224
1 piece	1 piece	1 piece	1 piece	1 piece	5 pieces	10 pieces
	M55259010	M55239010		M55269010		
	M55259001	M55239001		M55269001		
	M55257035	M55237035		M55267035		
					M7250	
	1 piece	1 piece		1 piece	20 pieces	

Specific trunking


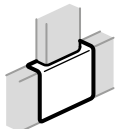

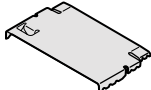


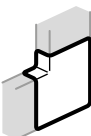

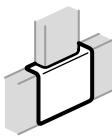
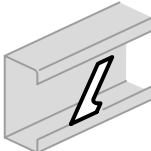
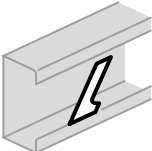


tehalit.LFS general purpose steel trunking

Delivery information: Base pre-drilled, lid and cable retainers (except LFS200200 and LFS300450).

Standard length: 2 m, other lengths on demand, max. 6 m.

Material: Galvanised steel. Group 3 DIN 17162. 275 g/m². Protection category: IP40 IK09.

20 to 30 mm depth	Base and lid	Internal corner	External corner	Flat corner
	 Cat. ref.	 Cat. ref.	 Cat. ref.	 Cat. ref.
	galvanized LFS200200VERZ			
	lacquered pure white LFS2002009010			
	packaging 72 m			
	galvanized LFS300450VERZ	L2751VERZ	L2752VERZ	L2755VERZ
	lacquered pure white LFS3004509010	L27519010	L27529010	L27559010
	packaging 32 m	5 pieces	5 pieces	5 pieces
40 to 60 mm depth	Base and lid	Steel partition	Internal corner	External corner
	 Cat. ref.	 Cat. ref.	 Cat. ref.	 Cat. ref.
	galvanized LFS400600VERZ		R2551VERZ	R2552VERZ
	lacquered pure white LFS4006009010	delivered with 4 cable retainers M6290	R25519010	R25529010
	packaging 12 m		4 pieces	4 pieces
	galvanized LFS600600VERZ		R2581VERZ	R2582VERZ
	lacquered pure white LFS6006009010	delivered with 4 cable retainers M6290	R25819010	R25829010
	packaging 8 m		4 pieces	4 pieces
	galvanized LFS601000VERZ		R2661VERZ	R2662VERZ
	lacquered pure white LFS6010009010	delivered with 4 cable retainers M6291	R26619010	R26629010
	packaging 6 m	TWS70VERZ	4 pieces	2 pieces
	galvanized LFS601500VERZ		R2701VERZ	R2702VERZ
	lacquered pure white LFS6015009010	delivered with 4 cable retainers M6292	R27019010	R27029010
	packaging 6 m	TWS70VERZ	5 pieces	8 pieces
	galvanized LFS602000VERZ		R2731VERZ	R2732VERZ
	lacquered pure white LFS6020009010	delivered with 4 cable retainers M6293	R27319010	R27329010
	packaging 6 m	TWS70VERZ	4 pieces	4 pieces

End cap	T and cross junction	Earth junction base / base	Earth junction lid / base		Earth strap with terminal	Earth connector
						
Cat. ref.	Cat. ref.	Cat. ref.	Cat. ref.		Cat. ref.	Cat. ref.
L2733UNLA		R2320VERZ			L4181GNGE	L4187CHRO
L27339010					L = 150 mm	
			R4320		L4182GNGE	
1 piece		1 pair	10 pieces		L = 300 mm	
					L4183GNGE	
					L = 600 mm	
					25 pieces	10 pieces
Flat corner	End cap	T and cross junction	Steel cable retainer	PC / ABS cable retainer	Earth junction base / base	Earth junction lid / base
						
Cat. ref.	Cat. ref.	Cat. ref.	Cat. ref.	Cat. ref.	Cat. ref.	Cat. ref.
R2555VERZ	R2573VERZ	R2566VERZ	R2290VERZ		R2504VERZ	L4180VERZ
R25559010	R25739010	R25669010		M6290		
8 pieces	5 pieces	8 pieces	100 pieces	50 pieces	5 pairs	50 pieces
R2585VERZ	R2603VERZ	R2606VERZ	R2290VERZ		R2604VERZ	L4180VERZ
R25859010	R26039010	R2606VERZ		M6290		
6 pieces	10 pieces	1 piece	100 pieces	50 pieces	5 pairs	50 pieces
R2665VERZ	R2693VERZ	R2646VERZ	R2291VERZ		R2604VERZ	L4180VERZ
R26659010	R26939010	R26469010		M6291		
4 pieces	6 pieces	4 pieces	100 pieces	50 pieces	5 pairs	50 pieces
R2705VERZ	R2723VERZ	R2696VERZ	R2292VERZ		R2604VERZ	L4180VERZ
R27059010	R27239010	R26969010		M6292		
4 pieces	5 pieces	6 pieces	100 pieces	50 pieces	5 pairs	50 pieces
R2735VERZ	R2753VERZ	R2736VERZ	R2293VERZ		R2604VERZ	L4180VERZ
R27359010	R27539010	R27369010		M6293		
4 pieces	6 pieces	6 pieces	100 pieces	50 pieces	5 pairs	50 pieces


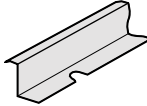
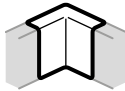


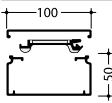
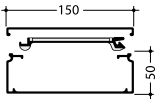
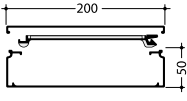

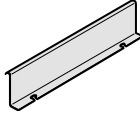
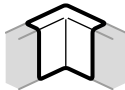

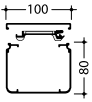
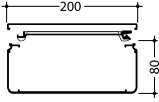
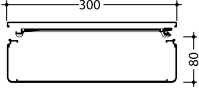
Specific trunking

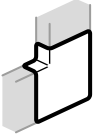

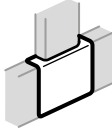
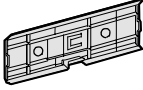
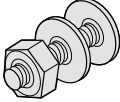
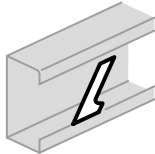
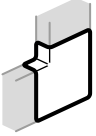

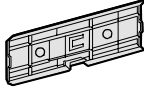
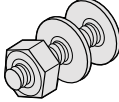
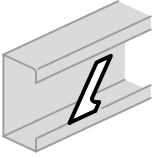
tehalit.LFG trunking in fiberglass reinforced polyester

Delivery information: Base pre-drilled, lid and cable retainers.

Standard length: 2 m, other lengths on demand, max. 6 m.

Material: profiles in PRV (halogen free). Accessories and cable retainers in PC/ABS. Protection category: IP40, IK10.

40 to 50 mm depth		Base and lid	Partition	Internal corner	External corner
					
		Cat. ref.	Cat. ref.	Cat. ref.	Cat. ref.
	grey	LFG400600GRAU			
	grey			M59317032	M59327032
	packaging	24 m		1 piece	1 piece
	grey	LFG501000GRAU	M1657GRAU		
	grey	delivered with 4 cable retainers M6015		M59017032	M59027032
	packaging	14 m	60 m	1 piece	1 piece
	grey	LFG501500GRAU	M1657GRAU		
	grey	delivered with 4 cable retainers M6016		M59117032	M59127032
	packaging	10 m	60 m	1 piece	1 piece
	grey	LFG502000GRAU	M1657GRAU		
	grey	delivered with 4 cable retainers M6017		M59217032	M59227032
	packaging	10 m	60 m	1 piece	1 piece
80 mm depth		Base and lid (incl. cable retainers)	Steel partition	Internal corner	External corner
					
		Cat. ref.	Cat. ref.	Cat. ref.	Cat. ref.
	grey	LFG801000GRAU	LFG801000GRAU	R7811GRAU	R7812GRAU
		delivered with 4 cable retainers M6015			
	packaging	12 m	40 m	1 piece	1 piece
	grey	LFG802000GRAU	M1607GRAU	R7821GRAU	R7822GRAU
		delivered with 4 cable retainers M6017			
	packaging	6 m	40 m	1 piece	1 piece
	grey	LFG803000GRAU	M1607GRAU	R7831GRAU	R7832GRAU
		delivered with 4 cable retainers M6019			
	packaging	4 m	40 m	1 piece	1 piece

Flat corner	End cap	T and cross junction	Coupling piece junction	Stainless fixing screw	Cable retainer
					
Cat. ref.	Cat. ref.	Cat. ref.	Cat. ref.	Cat. ref.	Cat. ref.
M59357032	M59337032	M59367032	M6250	L7109	M6014
1 piece	1 piece	1 piece	10 pieces	100 pieces	50 pieces
M59057032	M59037032	M59067032	M6250	L7109	M6015
1 piece	1 piece	1 piece	10 pieces	100 pieces	50 pieces
M59157032	M59137032	M59167032	M6250	L7109	M6016
1 piece	1 piece	1 piece	10 pieces	100 pieces	50 pieces
M59257032	M59237032	M59267032	M6250	L7109	M6017
1 piece	1 piece	1 piece	10 pieces	100 pieces	50 pieces
Flat corner	End cap	T and cross junction	Steel cable retainer	Cable retainer	
					
Cat. ref.	Cat. ref.	Cat. ref.	Cat. ref.	Cat. ref.	
R7815GRAU	R7813GRAU	M1614	L7109	M6015	
1 piece	1 piece	10 pieces	100 pieces	50 pieces	
R7825GRAU	R7823GRAU	M1614	L7109	M6017	
1 piece	1 piece	10 pieces	100 pieces	50 pieces	
R7835GRAU	R7833GRAU	M1614	L7109	M6019ROT	
1 piece	1 piece	10 pieces	100 pieces	50 pieces	

Specific trunking

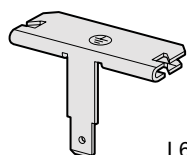
tehalit.FWK fire resistant trunking system

Delivery information: Base and lid.

Standard length: 1.50 m or 1 m.

Material: Plasterplates, galvanised steel.

Fire resistance I90	Base and lid	Partition	Internal corner	External corner
galvanised	FWK3500600VERZ	L6664VERZ	L6811VERZ	L6812VERZ
plaster				
PVC		L6632		
weight per piece / length	13.8 kg / 1.50m		3.42 kg	3.46 kg
packaging	1 piece		1 piece	1 piece
galvanised	FWK3501100VERZ	L6664VERZ	L6821VERZ	L6822VERZ
plaster				
PVC		L6632		
weight per piece / length	18.2 kg		4.51 kg	4.54 kg
packaging	1 piece		1 piece	1 piece
galvanised	FWK3502100VERZ	L6664VERZ	L6851VERZ	L6852VERZ
plaster				
PVC		L6632		
weight per piece / length	26.8 kg / 1.50m		6.69 kg	6.72 kg
packaging	1 piece		1 piece	1 piece
galvanised	FWK3991600VERZ	L6665VERZ	L6861VERZ	L6862VERZ
plaster				
PVC		L6633		
weight per piece / length	17.8 kg / 1m		7.71 kg	7.76 kg
packaging	1 piece		1 piece	1 piece
galvanised	FWK3992600VERZ	L6665VERZ	L6871VERZ	L6872VERZ
plaster				
PVC		L6633		
weight per piece / length	23.7 kg / 1m		10.2 kg	10.25 kg
packaging	1 piece		1 piece	1 piece



L6681

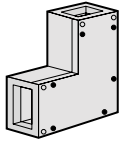
Earth junction

Description	Colour	Pack qty.	Cat. ref.
earth junction in sheet steel	chromed steel	20	L6681GCHR

Fire proof mastic

Description	Pack qty.	Cat. ref.
cartridge content: 310 ml	1	L6682
bucket content: 5 kg	1	L6683

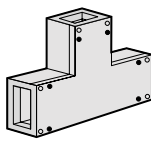
Flat corner



Cat. ref.

L6815VERZ

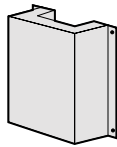
T-piece



Cat. ref.

L6816VERZ

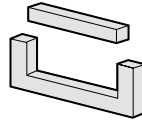
**Sliding sleeve
(wall mounting)**



Cat. ref.

L6818VERZ

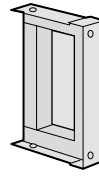
Sealing fitting



Cat. ref.

L6819

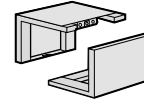
End cap



Cat. ref.

L6813VERZ

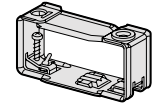
**Sliding sleeve
(slung mounting
on trunking)**



Cat. ref.

L6810VERZ

**Cable retainer
FWK**



Cat. ref.

3.97 kg

1 piece

L6825VERZ

6.13 kg

1 piece

L6826VERZ

3.9 kg

1 piece

L6828VERZ

0.1 kg

1 piece

L6829

0.4 kg

1 piece

L6823VERZ

0.7 kg

1 piece

L6820VERZ

L5732VERZ

5.67 kg

1 piece

L6855VERZ

7.76 kg

1 piece

L6856VERZ

4.5 kg

1 piece

L6858VERZ

0.14 kg

1 piece

L6859

0.5 kg

1 piece

L6853VERZ

0.85 kg

1 piece

L6850VERZ

15 pieces

L5733VERZ

9.95 kg

1 piece

L6865VERZ

11.03 kg

1 piece

L6866VERZ

5.6 kg

1 piece

L6868VERZ

0.22 kg

1 piece

L6869

0.8 kg

1 piece

L6863VERZ

1.22 kg

1 piece

L6860VERZ

15 pieces

L5734VERZ

9.18 kg

1 piece

L6875VERZ

11.06 kg

1 piece

L6876VERZ

6.3 kg

1 piece

L6878VERZ

0.25 kg

1 piece

L6879

1 kg

1 piece

L6873VERZ

1.23 kg

1 piece

L6870VERZ

10 pieces

L5735VERZ

14.32 kg

1 piece

14.18 kg

1 piece

7.5 kg

1 piece

0.3 kg

1 piece

1.4 kg

1 piece

1.6 kg

1 piece

25 pieces


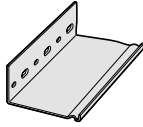
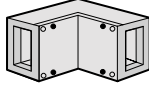
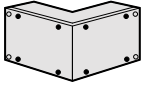
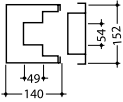
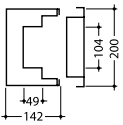
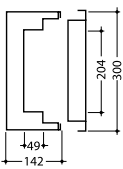
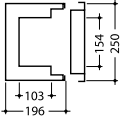
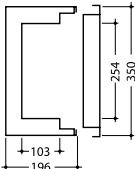
Specific trunking

tehalit.FWK fire resistant trunking system

Delivery information: Base and lid.

Standard length: 0.75 m or 0.5 m.

Material: Plasterplates, galvanised steel.

	Base and lid	Partition	Internal corner	External corner
				
	Cat. ref.	Cat. ref.	Cat. ref.	Cat. ref.
	galvanised plaster PVC	FWK9500600VERZ L6664VERZ	L6911VERZ	L6912VERZ
	weight per piece / length	18.8 kg/0.75 m	10.66 kg	10.74 kg
	packaging	1 piece	1 piece	1 piece
	galvanised plaster PVC	FWK9501100VERZ L6664VERZ	L6921VERZ	L6922VERZ
	weight per piece / length	23.3 kg/0.75 m	13.24 kg	13.32 kg
	packaging	1 piece	1 piece	1 piece
	galvanised plaster PVC	FWK9502100VERZ L6664VERZ	L6951VERZ	L6952VERZ
	weight per piece / length	32.3 kg/0.75 m	18.41 kg	18.48 kg
	packaging	1 piece	1 piece	1 piece
	galvanised plaster PVC	FWK9991600VERZ L6665VERZ	L6961VERZ	L6962VERZ
	weight per piece / length	21.7 kg/0.50m	20.92 kg	21.02 kg
	packaging	1 piece	1 piece	1 piece
	galvanised plaster PVC	FWK9992600VERZ L6665VERZ	L6971VERZ	L6972VERZ
	weight per piece / length	27.6 kg/0.50 m	26.73 kg	26.83 kg
	packaging	1 piece	1 piece	1 piece

Service continuity validated by tests according to DIN 4102/2.

Wall mounting (wall, floor, ceiling):

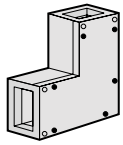
- 60 minutes for FWK9500600 / 9501100 / 9502100

- 90 minutes for FWK9991600 / 9992600.

Slung mounting:

- 30 minutes for all FWK90 trunking.

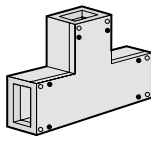
Flat corner



Cat. ref.

L6915VERZ

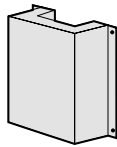
T-piece



Cat. ref.

L6916VERZ

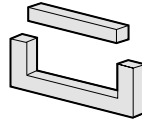
**Sliding sleeve
(wall mounting)**



Cat. ref.

L6918VERZ

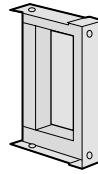
Sealing fitting



Cat. ref.

L6919

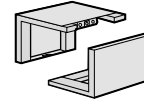
End cap



Cat. ref.

L6913VERZ

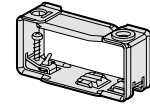
**Sliding sleeve
(slung mounting
on trunking)**



Cat. ref.

L6910VERZ

**Cable retainer
FWK**



Cat. ref.

11.9 kg

15.1 kg

13.2 kg

0.3 kg

1.4 kg

1.41 kg

1 piece

1 piece

1 piece

1 piece

1 piece

1 piece

L6925VERZ

L6926VERZ

L6928VERZ

L6929

L6923VERZ

L6920VERZ

L5732VERZ

16.04 kg

18.65 kg

14.4 kg

0.4 kg

1.9 kg

1.69 kg

1 piece

1 piece

1 piece

1 piece

1 piece

1 piece

15 pieces

L6955VERZ

L6956VERZ

L6958VERZ

L6959

L6953VERZ

L6950VERZ

L5733VERZ

26.12 kg

25.72 kg

16.8 kg

0.6 kg

2.7 kg

2.29 kg

1 piece

1 piece

1 piece

1 piece

1 piece

1 piece

15 pieces

L6965VERZ

L6966VERZ

L6968VERZ

L6969

L6963VERZ

L6960VERZ

L5734VERZ

26.24 kg

25.66 kg

18.2 kg

0.6 kg

3.2 kg

2.31 kg

1 piece

1 piece

1 piece

1 piece

1 piece

1 piece

10 pieces

L6975VERZ

L6976VERZ

L6978VERZ

L6979

L6973VERZ

L6970VERZ

L5735VERZ

26.17 kg

32.42 kg

20.6 kg

0.8 kg

4.4 kg

2.9 kg

1 piece

1 piece

1 piece

1 piece

1 piece

1 piece

25 pieces

Junction pins

- with specified fire resistance (F90 according to DIN 4102)

Description

junction pins for wall and ceiling mounting

Pack qty.

1

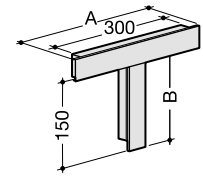
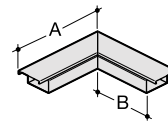
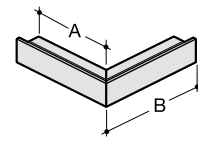
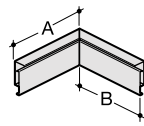
Cat. ref.

L6681GCHR



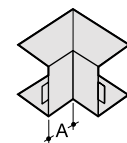
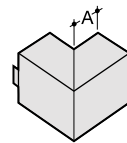
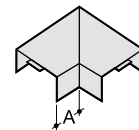
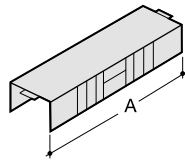
L6565

tehalit.LFS - tehalit.LFG



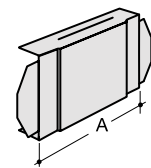
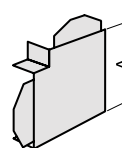
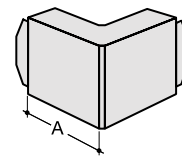
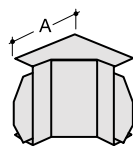
references

	internal corner size in mm	external corner size in mm	flat corner size in mm	t and deviation piece size in mm
LFS200200	A = 150 / B = 140	A = 150 / B = 200	A = 170 / B = 150	A = 340 / B = 170
LFS300450	A = 150 / B = 140	A = 150 / B = 200	A = 170 / B = 150	A = 340 / B = 170



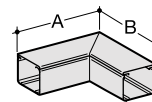
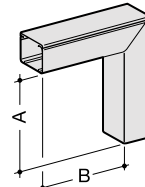
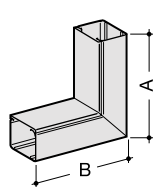
references

	internal corner size in mm	external corner size in mm	flat corner size in mm	t and deviation piece size in mm
LFS400600	50	50	50	50
LFS600600	50	50	50	50
LFS601000	50	50	50	50
LFS601500	50	50	50	50
LFS602000	50	50	50	50



references

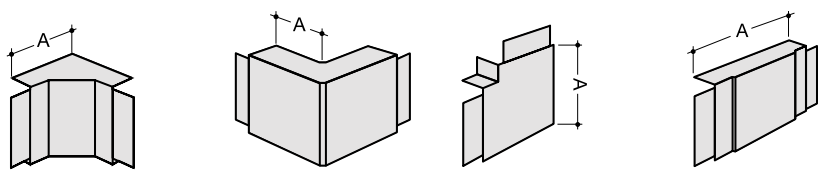
	internal corner size in mm	external corner size in mm	flat corner size in mm	t and deviation piece size in mm
LFG400600	A = 85	A = 85	A = 85	A = 170
LFG501000	A = 130	A = 130	A = 135	A = 210
LFG501500	A = 130	A = 130	A = 181	A = 260
LFG502000	A = 130	A = 130	A = 231	A = 260



references

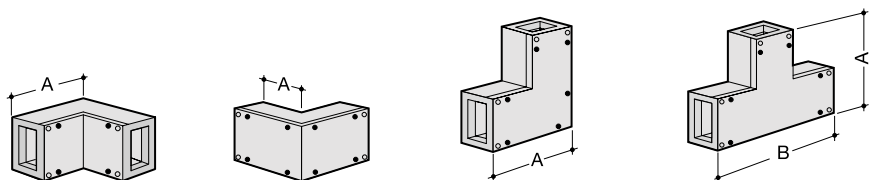
	internal corner size in mm	external corner size in mm	flat corner size in mm
LFG801000	A = 250 / B = 250	A = 250 / B = 250	A = 250 / B = 250
LFG802000	A = 250 / B = 250	A = 250 / B = 250	A = 250 / B = 250
LFG803000	A = 250 / B = 250	A = 250 / B = 250	A = 250 / B = 250

tehalit.LFH

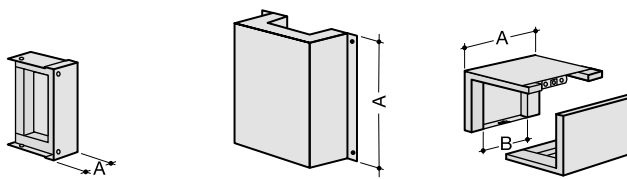


references	internal corner size in mm	external corner size in mm	flat corner size in mm	t and deviation piece size in mm
LFH300450	85	45	85	170
LFH400600 / 400610	85	45	85	170
LFH600900	130	69	120	170
LFH601100	130	69	140	190
LFH601510	130	69	180	250

tehalit.FWK



references	internal corner size in mm	external corner size in mm	flat corner size in mm	t and deviation piece size in mm
FWK3500600	240	150	250	A = 250 / B = 500
FWK3501100	240	150	300	A = 300 / B = 500
FWK3502100	240	150	400	A = 400 / B = 500
FWK3991600	293	150	350	A = 350 / B = 500
FWK3992600	293	150	450	A = 450 / B = 500
FWK9500600	293	150	300	A = 300 / B = 500
FWK9501100	293	150	350	A = 350 / B = 500
FWK9502100	293	150	450	A = 450 / B = 500
FWK9991600	347	150	400	A = 400 / B = 500
FWK9992600	347	150	500	A = 500 / B = 500



references	end cap size in mm	sliding sleeve * size in mm	sliding sleeve ** size in mm
FWK3500600	20	400	A = 120 / B = 60
FWK3501100	20	400	A = 120 / B = 60
FWK3502100	20	400	A = 120 / B = 60
FWK3991600	20	400	A = 120 / B = 60
FWK3992600	20	400	A = 120 / B = 60
FWK9500600	50	400	A = 120 / B = 60
FWK9501100	50	400	A = 120 / B = 60
FWK9502100	50	400	A = 120 / B = 60
FWK9991600	50	400	A = 120 / B = 60
FWK9992600	50	400	A = 120 / B = 60

* wall mounting

** cable trunking

Earthing of tehalit.LFS steel sheet trunking

• Use of wires:

The earthing of every metallic part is compulsory.

• LFS200200 and 300450:

Junctions are mounted on the bottom of the base and are equipped with a screw / ring system which permits the connection of an earth conductor. The earthing of the bases can be done only on one point (junction ensuring the electric continuity).

For the covers, the reported tabs allowing the earthing (R4320 for LFS200200 and R4330 for LFS300450) are mounted under the cover.

A conductor must be connected between those tabs and an earthing point (for example: junctions of the bottoms).

• LFS depth 40 and 60 mm:

Junctions are mounted on the side panels of the base and are equipped with a tab which permits to connect an earth terminal. The earthing of the bases can be done only at one point (junctions ensure electrical continuity).

For LFS covers, depth 40 and 60, reported tabs (L4180) to be mounted on the side of the covers, allow the earthing. A conductor must be connected between those tabs and an earthing point (for example: junctions of the bottoms). The same tab (L4180) allow the earthing of the metallics.

Finishing accessories are equipped with tabs to link with a conductor to an earthing point (for example: bottom junctions).

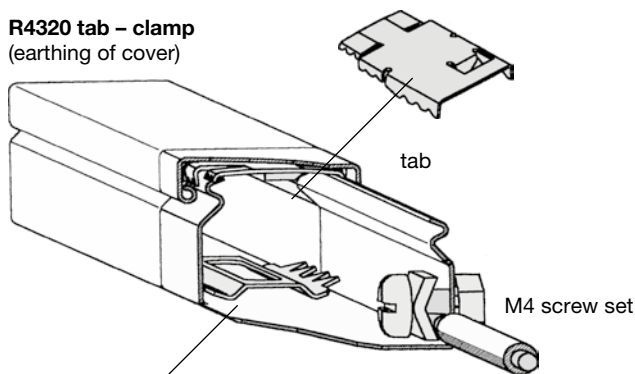
• Use of cables:

No earthing is required for the trunking systems.

LFS200200 / LFS300450 trunkings

LFS200200

R4320 tab – clamp
(earthing of cover)

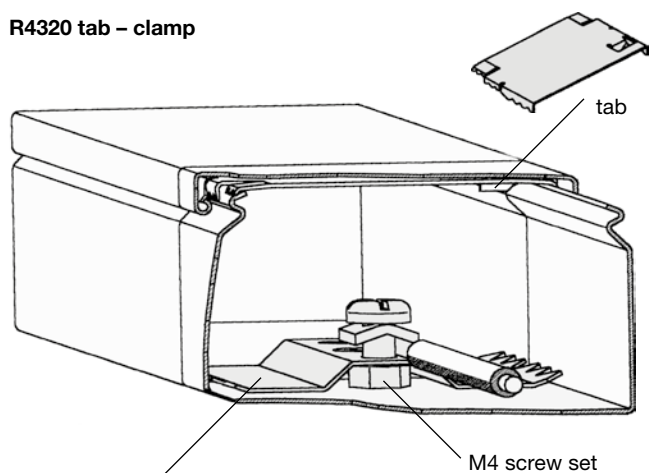


Junction

R2320 – junction kit
(earthing of base)
- junction
- M4 screw set: hexnut, lockwasher, M4 screw with domed washer

LFS300450

R4320 tab – clamp

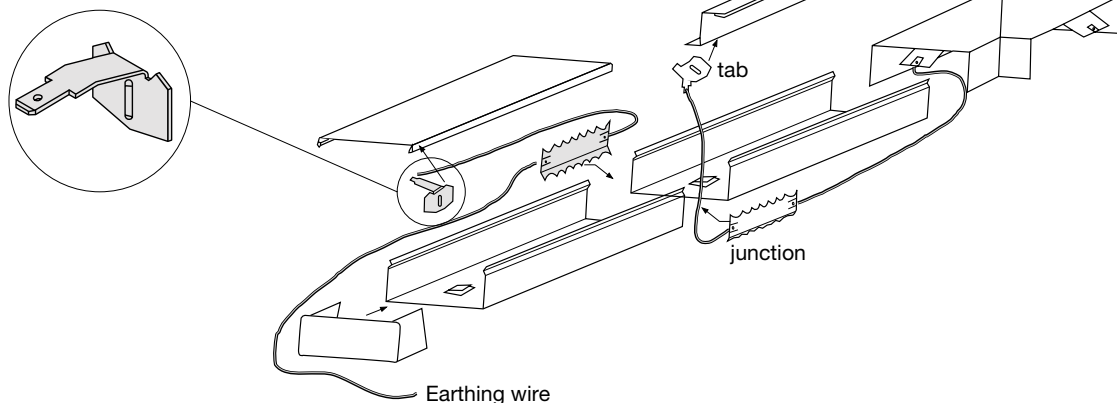


Junction

R2330 – junction kit
(earthing of base)
- junction
- M4 screw set: hexnut, lockwasher, M4 screw with domed washer

LFS400600 / LFS600600 / 1000 / 1500 / 2000 trunkings

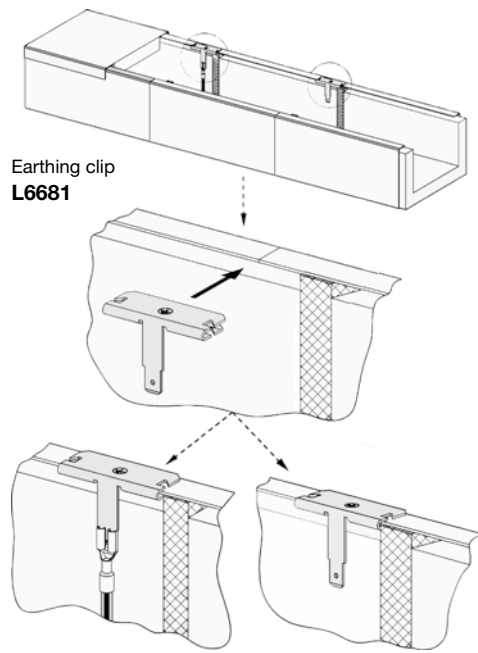
Galvanised earthing tab for cover and panel **L4180**



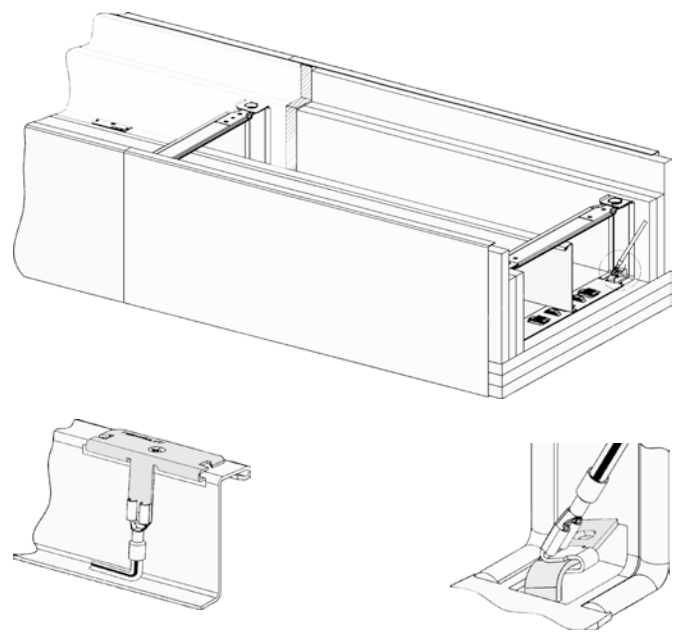
Finishing accessories are basically equipped with an earthing terminal.

tehalit.FWK trunking

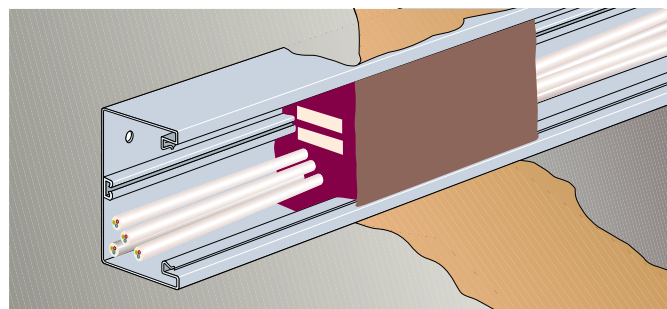
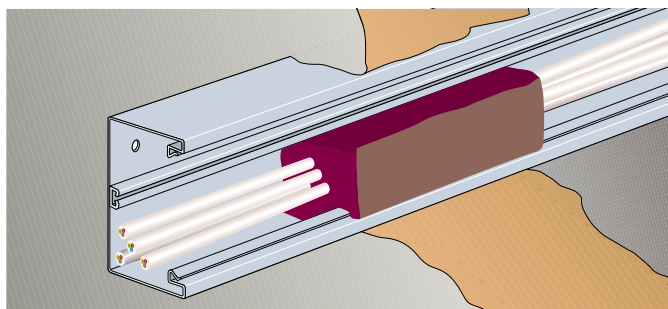
Earthing lids and bases



Earthing cable retainers and sides



Implementation



Mastic quantity in number of packs

trunking references	max.	min.
FB601100	1.4	0.6
FB601300	1.7	0.7
FB601500	1.9	0.8
FB601900	2.5	1.0
FB602300	3.0	1.2
FB801300	2.2	0.9
FB992300	5.0	2.0
LFF400600	0.5	0.2
LFF400610	0.5	0.2
LFF400900	0.8	0.3
LFF401100	1.0	0.4
LFF600600	0.8	0.3
LFF600900	1.3	0.5
LFF601100	1.5	0.6
LFF601500	2.0	0.8
LFF601900	2.6	1.0
LFF602300	3.1	1.2
LFH400600	0.5	0.2
LFH400610	0.5	0.2
LFH600900	1.3	0.5
LFH601100	1.5	0.6
LFH601510	2.0	0.8
LFS400600	0.5	0.2
LFS600600	0.8	0.3
LFS601000	1.4	0.6
LFS601500	2.0	0.8
LFS602000	2.7	1.1
LFG400600	0.5	0.2
LFG501000	1.1	0.4
LFG501500	1.7	0.7
LFG502000	2.3	0.9
LFG801000	1.8	0.7
LFG802000	3.6	1.4
LFG803000	5.4	2.1

max: trunking without cable
min.: 60% full trunking

Quantity in number of braids

trunking references	nr of braids
FB601100	9
FB601300	11
FB601500	12
FB601900	15
FB602300	19
FB801300	14
FB992300	31
LFF400600	2
LFF400610	3
LFF400900	4
LFF401100	6
LFF600600	5
LFF600900	6
LFF601100	9
LFF601500	13
LFF601900	15
LFF602300	19
LFH400600	2
LFH400610	2
LFH600900	6
LFH601100	9
LFH601510	12
LFS400600	2
LFS600600	5
LFS601000	8
LFS601500	13
LFS602000	16
LFG400600	2
LFG501000	6
LFG501500	10
LFG801000	13
LFG802000	22
LFG803000	33

- Braid length: 300 m, diameter: 30 mm, damping: about 40 dB, material: A1 category.

!! Do not use as a protection against fire !!

Protection against fire

For wall and ceiling mounting with specified fire resistance (F 90 according to DIN 4102).

Mounting

1. Install trunkings end to end.
2. Pass cables.
3. Put fire proof mastic **L6565** inside the trunking, on about 200 mm, on the fire protection area. Uniformly space the cables in the mastic. (if necessary, use lid as formwork).
4. Stuff holes in the wall.
5. Fill in the specification sheet and stick it on the upper part of the trunking. Slide the lids on the right and on the left of the fire protection.



L6565

